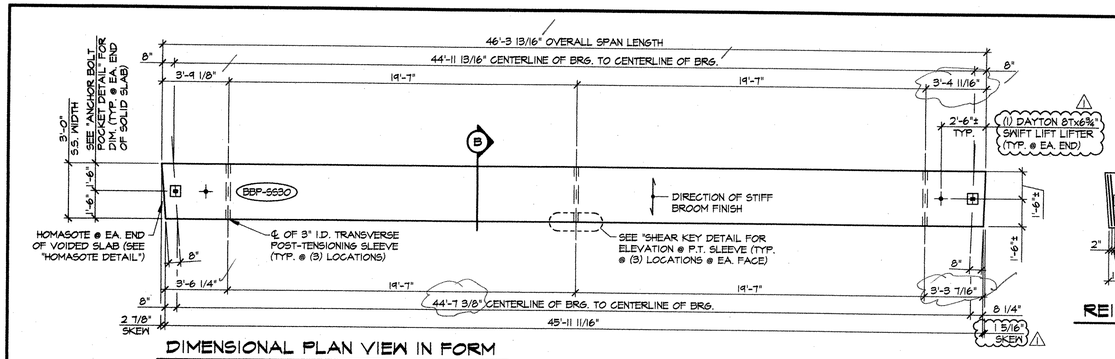

DIMENSIONAL PLAN VIEW IN FORM

1/4" = 1'-0"

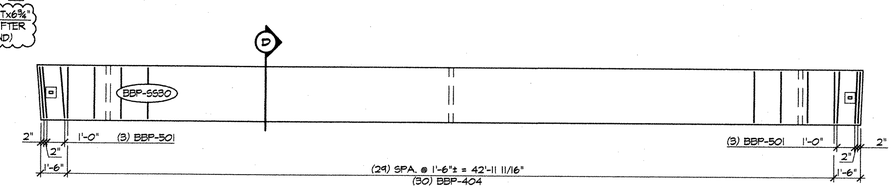

REINFORCING PLAN VIEW IN FORM

1/4" = 1'-0"

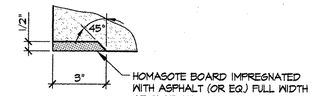

HOMASOTE DETAIL

3" = 1'-0"

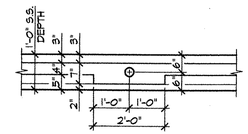

SHEAR KEY DETAIL

1/2" = 1'-0"

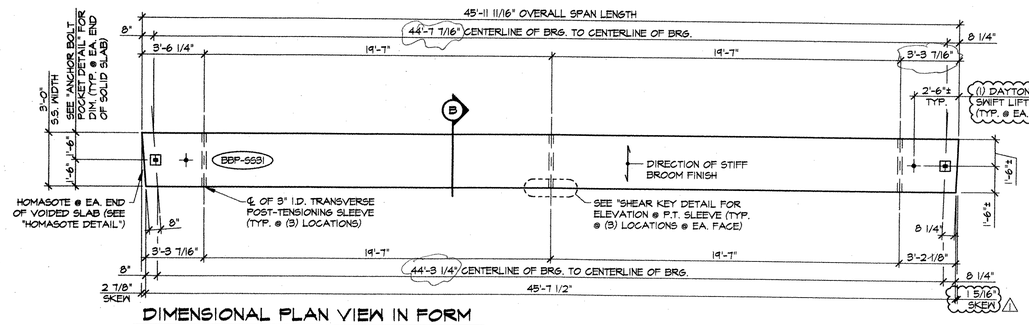

DIMENSIONAL PLAN VIEW IN FORM

1/4" = 1'-0"

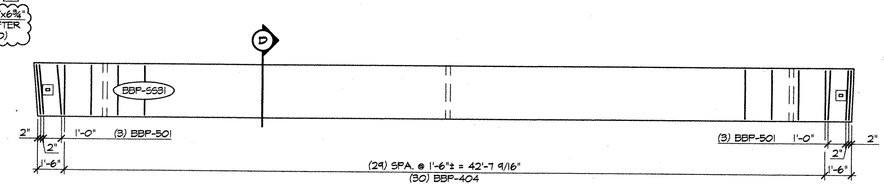

REINFORCING PLAN VIEW IN FORM

1/4" = 1'-0"

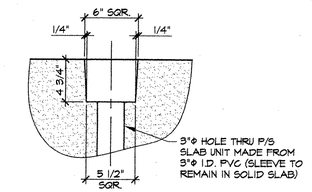

POST-TENSIONING POCKET DETAIL

1 1/2" = 1'-0"

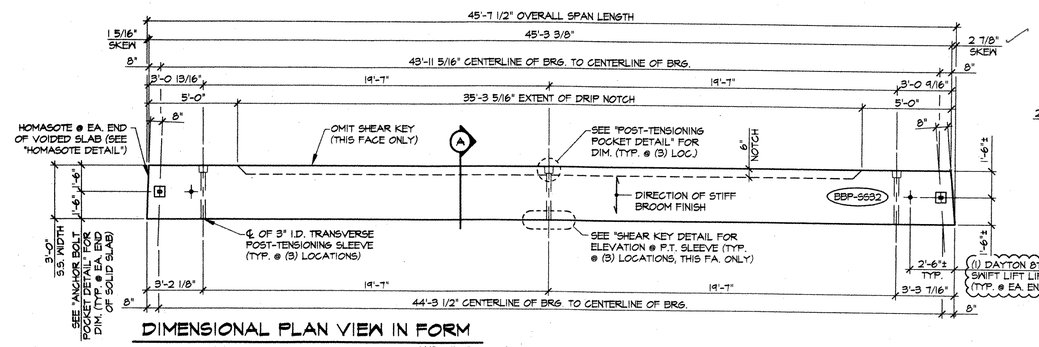

DIMENSIONAL PLAN VIEW IN FORM

1/4" = 1'-0"

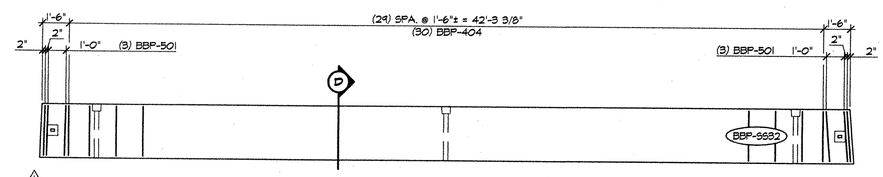

REINFORCING PLAN VIEW IN FORM

1/4" = 1'-0"

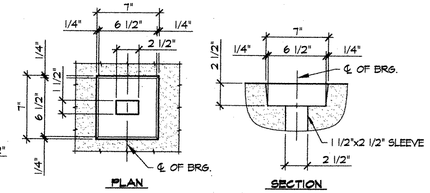

ANCHOR BOLT POCKET DETAIL

1 1/2" = 1'-0"

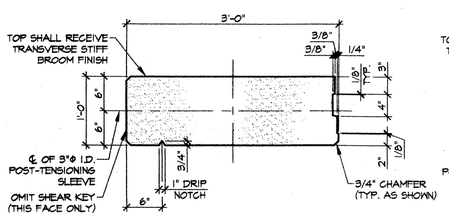

(A) DIMENSIONAL SECTION

1" = 1'-0"

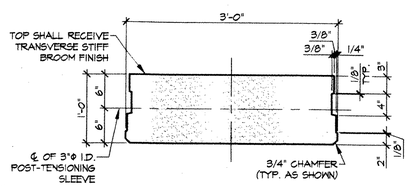

(B) DIMENSIONAL SECTION

1" = 1'-0"

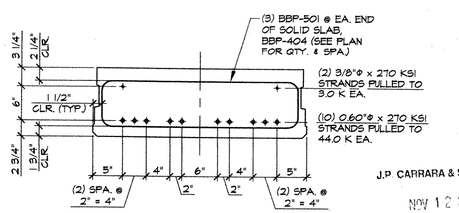

(D) REINFORCING SECTION

1" = 1'-0"

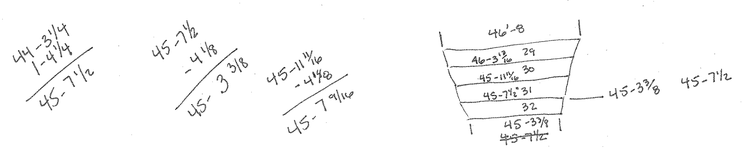

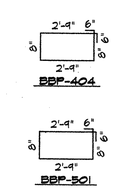

DETENSIONING SCHEDULE

N.T.S.

MARK: BBP-SS30	QTY.: 1	WT.: 10.06 T	VOL.: 4.97 cy	△
MARK: BBP-SS31	QTY.: 1	WT.: 9.98 T	VOL.: 4.93 cy	f'ci = 4,000 PSI f'c = 6,000 PSI
MARK: BBP-SS32	QTY.: 1	WT.: 10.05 T	VOL.: 4.96 cy	

MATERIAL LIST / SOLID SLAB

ITEM	MARK	DESCRIPTION	QTY./SLAB SS30	SS31	SS32
1	404	#4 BENT BAR	30	30	30
2	501	#5 BENT BAR	6	6	6
3					
4	△1	DAYTON 8T x 6 3/4" SWIFT LIFT LIFTER	2	2	2
5					

△1 11-11-03 REVISED AS NOTED

APPROVAL STAMP:

RECEIVED
CK'D BY N/ENV OK'D BY
NOV 14 2003
RESUBMIT APPROVED
BY DATE 12/3/03

J.P. CARRARA & SONS, INC.
NOV 12 2003
ISSUED FOR PRODUCTION

J.P. CARRARA & SONS INC.
Precast & Prestress Manufacturer
2464 CASE STR., MIDDLEBURY, VERMONT 05753 Phone:(802)388-6361 Fax:(802)388-9010

KUBRICKY CONSTRUCTION CORP.
CONTRACTOR
GLENS FALLS, NEW YORK

STATE OF VERMONT
AGENCY OF TRANSPORTATION

TOWN OF COLCHESTER
PROJECT NUMBER: STP BIKE (48)

P/S SOLID SLAB DETAILS

DATE: SEPT. 26, 2003
SCALE: NOTED
CHKD: DFTM: B.L.
JOB NO: 23169-03
DWG. NO: SS11 /10

F:\VT-Bridges\23169-03 Burlington Bike Path\23169-SS11.dwg, 11/12/2003 09:20:41 AM